



How do I proceed to hang my speakers to the wall?


In order to be able to hang your speakers to a wall, the position of the base need to be modified.

At the back of each speakers, you'll find a movable piece shaped like a "T" :




To remove this piece, push it backward while pulling upward:







Next, remove the second piece, "O", by sliding it backward, and remove the base, sliding upward. You will then obtain the following pieces:



All that is left to do is to re-assemble everything. Start by inserting the "O" where the base use to be, at the bottom of the speaker:



Once you've attached the base to the wall using a screw or hook (not included), slide in the speaker:



Finally, insert the "T" to complete the assembly:

