

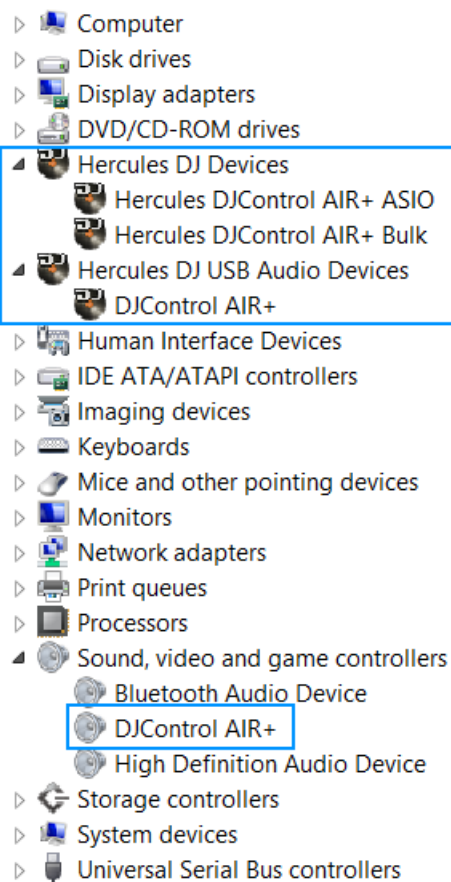
How can I verify that my DJControl AIR+ is correctly installed on my PC?

First, we recommend that you use the latest driver version available from our web site to proceed to the installation.

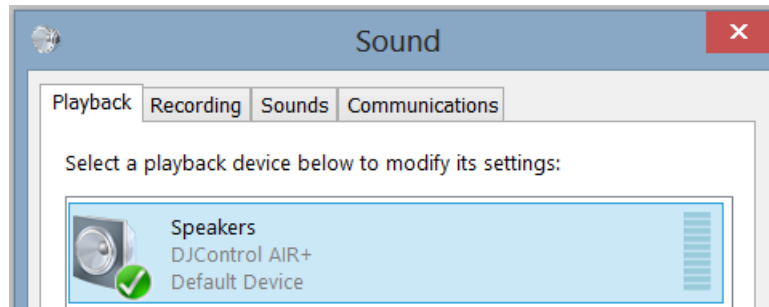
Once connected and installed, the DJ Console should normally be enumerated under **Device Manager**:

- Right click on **MY COMPUTER** icon on your desktop and select **Manage**
- From the left column, click on **Device Manager**

The different elements of the **DJControl** should normally appear in the following categories:




The **DJControl** will also be present in Windows **Control Panel** under **Sound (Windows 8/7/Vista)**



When connected, the DJControl should be seen as the default **Sound Playback**. If not, you can select it then press **Set Default**.



The **DJ Series Control Panel**, which should appear as  in the notification area (near the clock). It can also be accessed from Windows **Control Panel**.

The **ABOUT** tab provides information about the drivers currently installed. If you ever need to contact our technical support, be sure to have this information at hand.

